

Laura's Home

THE CUSTOM LIMITED COLLECTION



Product Number: 11-8101



Wacky Hat
& Accessory
pack

Sunbonnet Sue: Rainy Day Sue Pattern Extension
Upgrade your basic 8" Sue

Hint: Trace your hat, umbrella and shoe pattern pieces onto fusible and fuse to your wools. I used a bright yellow wool for the hat and boots and Blanket Stitched the edges.

Umbrella

You may use any color you'd like for the umbrella. I used a charcoal colored wool and a slightly darker grey to embroidery the umbrella handle. Blanket Stitch the edges of your umbrella and use a Stem Stitch to create the segments of the umbrella and the handle, which disappears into Sue's right hand.

Rain

I used a variegated blue thread and the Lazy Daisy stitch to create the rain drops.

Flowers

Use a series of Straight Stitches and a matching thread color to tack the flowers down in the center of the petals. I stitched 3-4 Colonial knots in the center of each flower with a yellow thread. For the stems I used a brown thread and a Stem Stitch. The leaves are a dark green thread and the Lazy Daisy Stitch.



Enjoy!

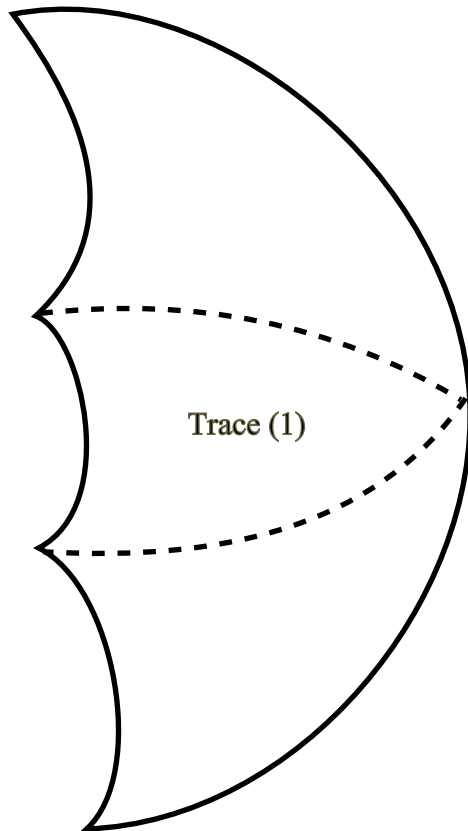
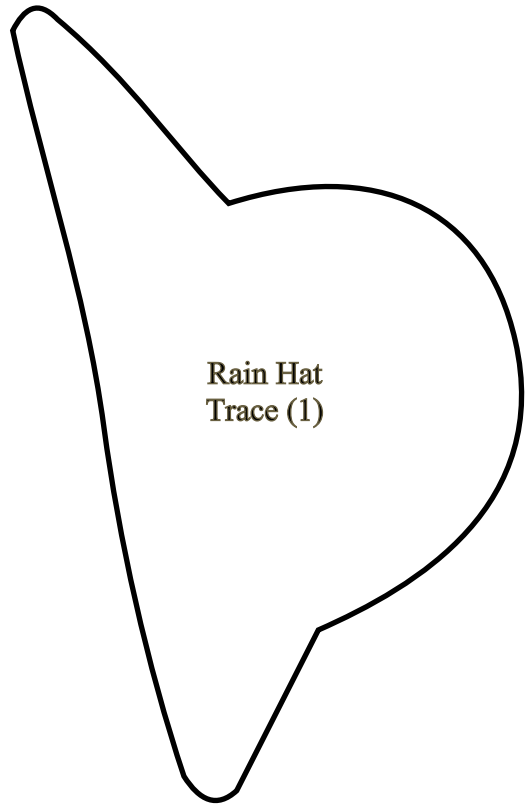

Wacky Hat
& Accessory
pack

The Custom Limited Collection

from *Laura's Home*

Simply Sue: Rainy Day Sue

Fits an 8" Sue



Pattern Pieces reversed for fusible appliqué.